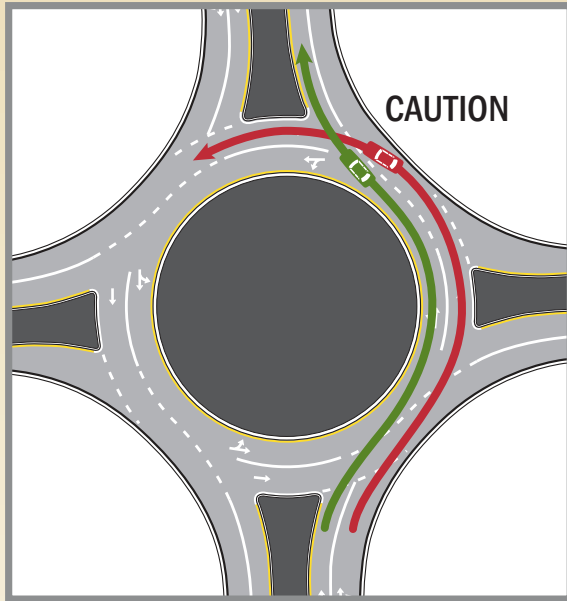


Remember:

To avoid conflict, do not use the right-hand lane to make a left turn through the roundabout.



Approaching Roundabouts

- Reduce your speed and prepare to YIELD to all traffic in the roundabout.
- Guide signs provide guidance for approach street locations, not lane use orientation.

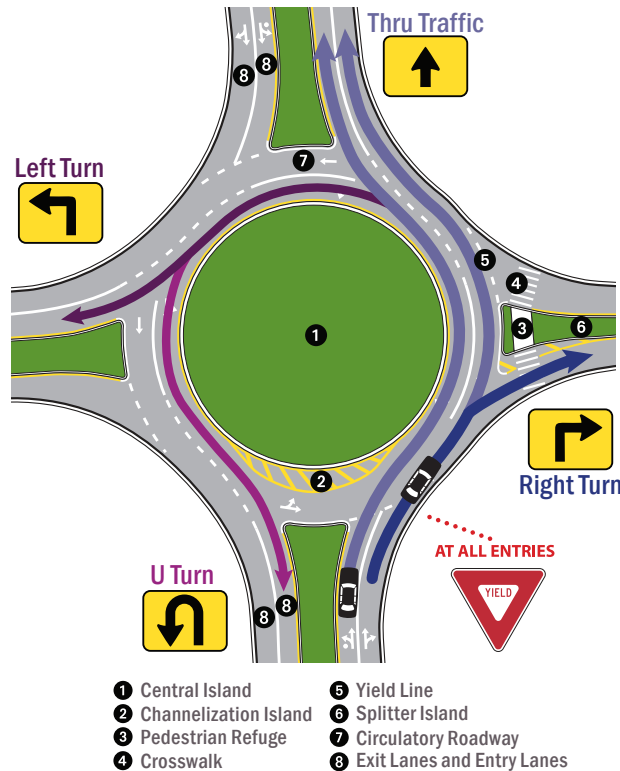
Choose your lane:

Approaching a two lane roundabout, make a lane choice according to the following rules:

- If you intend to exit the roundabout more than halfway around, use the LEFT-HAND lane.
- If you intend to exit the roundabout less than halfway around, use the RIGHT-HAND lane.
- If you intend to continue straight through, use either lane unless signs or markings indicate otherwise.

Navigating Roundabouts

- Move up to the entrance line and wait for a gap in traffic. DO NOT ENTER next to a vehicle in the roundabout, as that vehicle may be exiting at the next exit.
- Within the roundabout, do not stop except to avoid a collision; you have the right-of-way over entering traffic. Keep moving in a counterclockwise direction.
- **Do not change lanes in a roundabout.**
- A striped channelization island is present in several roundabouts, which reduces the circulatory roadway to one lane approaching a single-lane exit.



Best Practices:

- Do not change lanes within the roundabout or as you exit
- Do not overtake other vehicles or bicyclists within the roundabout
- Be aware of other vehicles in the roundabout
- Follow pavement striping and arrows for guidance – exit roundabouts with caution
- YIELD to emergency vehicles before or after the roundabout – DO NOT STOP in the roundabout
- Give oversized vehicles extra room because they may need both lanes to maneuver
- Indicate your exit using your right-turn signal

For additional information, please refer to FHWA's *Roundabouts: An Informational Guide* at www.fhrc.gov/safety/00068.htm


PRODUCED BY



Kimley-Horn
and Associates, Inc.

FOR SUMTER COUNTY PUBLIC WORKS DIVISION
FEBRUARY 2012

51330063.12_wpb



A Guide to Navigating Roundabouts in Sumter County, Florida

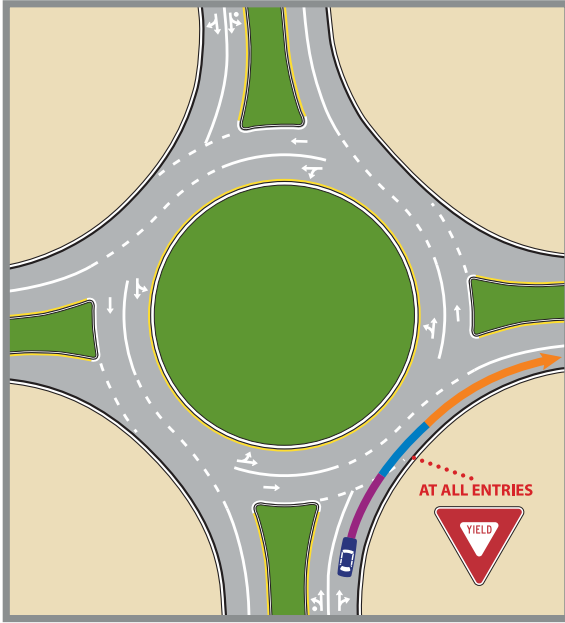


What is a Roundabout?

A roundabout is a circular intersection where vehicles yield at entry to traffic already within the circulatory roadway and all vehicles flow in a counter-clockwise direction around a central island.

Sumter County
Board of County Commissioners

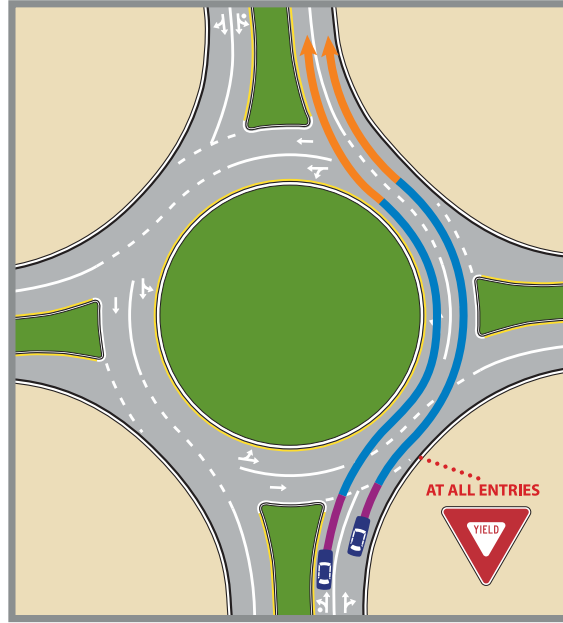
Driving Roundabouts



Turning Right



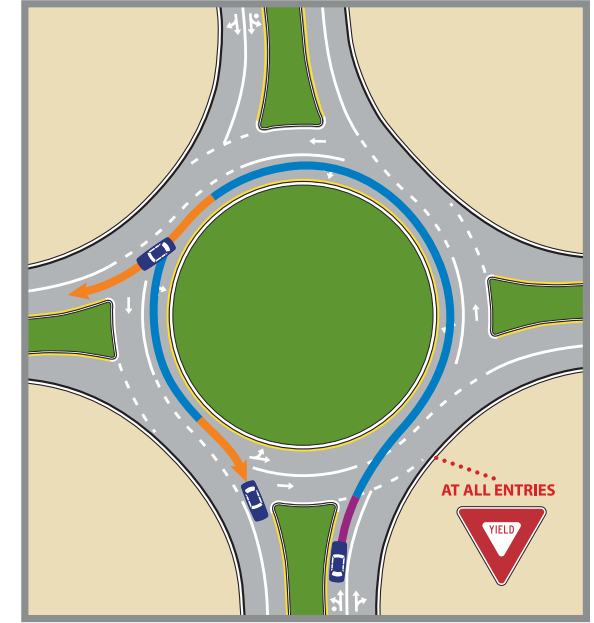
- 1. APPROACHING:** Be in the right-hand lane unless otherwise marked on the roadway, and use a right-turn signal.
- 2. CIRCULATING:** Keep to the right-hand (outside) lane of the roundabout and continue to use your right-turn signal through your exit. **Do not change lanes.**
- 3. EXITING:** Stay in the right-hand lane as you exit the roundabout.



Going Straight Ahead



- 1. APPROACHING:** You can be in either lane, unless otherwise marked on roadway or posted.
- 2. CIRCULATING:** Stay to the inside of the circulatory roadway if you entered from the left-hand approach lane, or stay to the outside if you entered from the right-hand approach lane. **Do not change lanes.**
- When you have passed the last exit before the one you want, use your right-turn signal and continue to use it through your exit.
- 4. EXITING:** As you exit the roundabout, be aware of vehicles traveling on the outside of the circulatory roadway that may continue to circulate around the roundabout.



Turning Left or Making a U-Turn



- 1. APPROACHING:** Be in the left-hand lane unless otherwise marked on the roadway, and use a left-turn signal.
- 2. CIRCULATING:** Stay in the left-hand lane of the circulatory roadway until you are ready to exit.
- When you have passed the last exit before the one you want, use your right-turn signal and continue to use it through your exit. **Do not change lanes.**
- 4. EXITING:** As you exit the roundabout, be aware of vehicles traveling on the outside of the circulatory roadway that may continue to circulate around the roundabout.

Roundabout Signs:

Sample Guide Sign:

Provides orientation of approaching streets and direction on which lane to use

Slow down when approaching a roundabout

Watch for pedestrians and golf carts

YIELD to traffic already in the roundabout

Stay to the right of the splitter island

Travel in a counterclockwise direction only.